

## All Stars

by Lisa Bongean of Primitive Gatherings

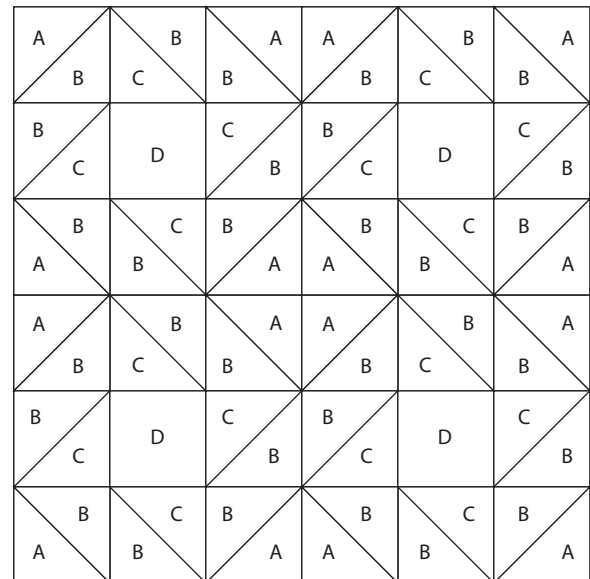


I am definitely a quilter who loves stars — and most star blocks are made up of half square triangles! I dare you to try my triangle papers to make this All Stars block! Be sure to watch my video on my YouTube channel for all my tips to make this block.



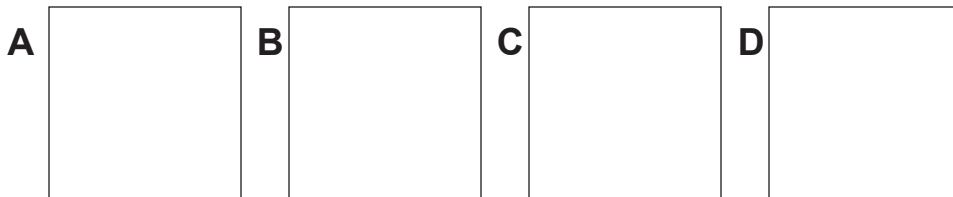
### Cutting Instructions

Qty	6" finished block	12" finished block
8	2" squares (A)	3" squares (A)
16	2" squares (B)	3" squares (B)
8	2" squares (C)	3" squares (C)
4	1 ½" squares (D)	2 ½" squares (D)



Use this block to plan color and fabric placement!

### My Swatches



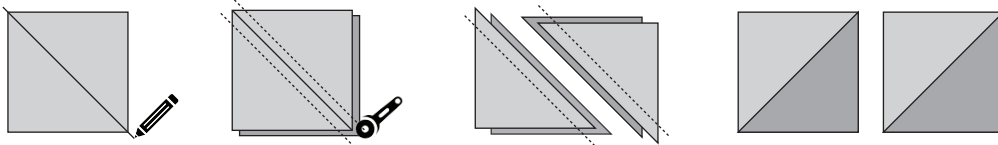


## Piecing Instructions

### Step 1

On the wrong side of each A square, draw a line from one corner to the opposing corner as shown.

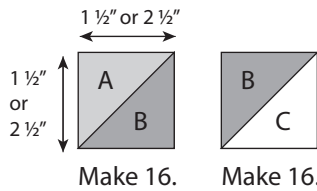
Place A and B squares right sides together. Stitch a scant  $\frac{1}{4}$ " seam on both sides of the drawn line. Cut the square apart on the line to yield 2 HSTs, and press the seams to the darker triangles (B).



1 A square + 1 B square = 2 A/B HSTs

Repeat to make 16 A/B HSTs and 16 B/C HSTs.

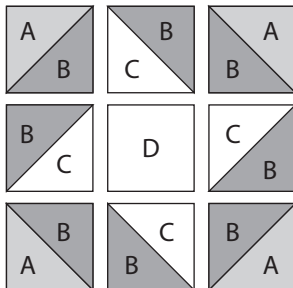
Trim all HSTs to  $1\frac{1}{2}$ " (6" block) or  $2\frac{1}{2}$ " (12" block).



### Step 2

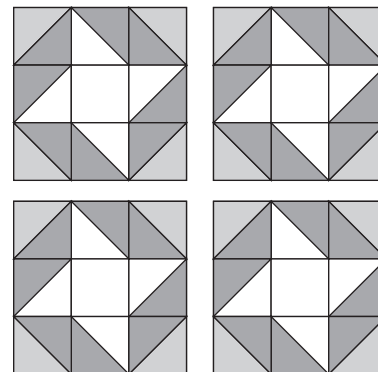
Lay out 4 A/B HSTs, 4 B/C HSTs, and 1 D square as shown.

Join to make a unit measuring  $3\frac{1}{2}$ " (6" block) or  $6\frac{1}{2}$ " (12" block). Repeat to make 4 units.



### Step 3

Join units as shown to make the full block. Trim to  $6\frac{1}{2}$ " or  $12\frac{1}{2}$ ".



## Get to know Lisa...

- I know the stars have aligned when...  
*There's enough time in the day to do something fun!*
- I'd be totally star-struck if I could meet...  
*Chris and Morgane Stapleton!*
- If I could wish on a star, I'd wish for...  
*A united America.*
- Star Trek, Star Wars, or Dancing With the Stars?  
*I love Dancing With the Stars!*
- I thank my lucky stars that...  
*I can make a living with my sewing machine.*





## Additional Coloring Blocks

