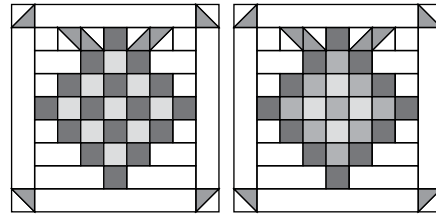
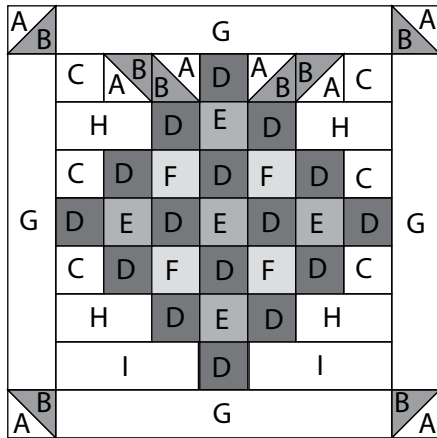


BH4 Block 11 - Moda Block-berry

By Jackie MacDonald for Sweetfire Road



Color/shading options.

Piecing & Cutting Notes:

- To trim the HTSs to size, add 1/8" to 1/4" to the A and B squares, and trim to the size specified.

Cutting Instructions:

9" Finished Block:

- A - (4) squares - 1 7/8" x 1 7/8"
- B - (4) squares - 1 7/8" x 1 7/8"
- C - (6) squares - 1 1/2" x 1 1/2"
- D - (16) squares - 1 1/2" x 1 1/2"
- E - (5) squares - 1 1/2" x 1 1/2"
- F - (4) squares - 1 1/2" x 1 1/2"
- G - (4) rectangles - 1 1/2" x 7 1/2"
- H - (4) rectangles - 1 1/2" x 2 1/2"
- I - (2) rectangles - 1 1/2" x 3 1/2"

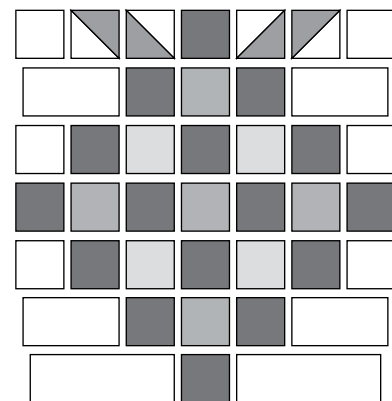
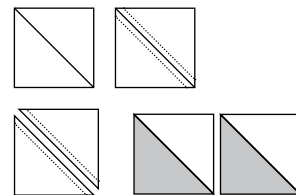
4 1/2" Finished Block:

- A - (4) squares - 1 3/8" x 1 3/8"
- B - (4) squares - 1 3/8" x 1 3/8"
- C - (6) squares - 1" x 1"
- D - (16) squares - 1" x 1"
- E - (5) squares - 1" x 1"
- F - (4) squares - 1" x 1"
- G - (4) rectangles - 1" x 4"
- H - (4) rectangles - 1" x 1 1/2"
- I - (2) rectangles - 1" x 2"

All seams are a scant 1/4" unless specified otherwise.

Assembly

1. On the wrong side of the A squares, draw a line as shown. With right sides together, align the A with the B squares, then stitch a 1/4" seam on both sides of the line. Trim seam to 1/4" and press the seam to the triangle.
 - The HTSs will measure 1 1/2" x 1 1/2" or 1" x 1".
 - Make a total of 8 HTSs.
2. Lay out the squares/HTSs for the center as shown.

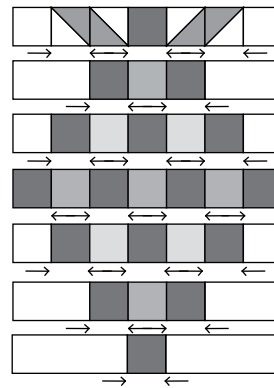


Join the Moda Block Heads Facebook group for more info and updates!

BLOCK HEADS 4

Join the Moda Block Heads Facebook group for more info and updates!

3. Join the squares/HTSs to make seven rows. Press the seams in the direction of the arrows - or press them open.



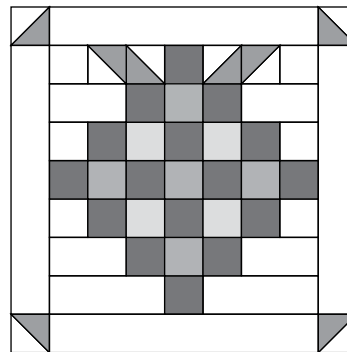
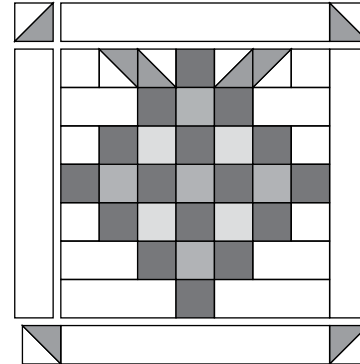
Then join the rows to complete the center. Press the seams in one direction - or press them open.

The center will measure 7½" x 7½" or 4" x 4".

4. Join the rows to complete the block.

Press the seams in the direction of the long strips - away from the HTSs and block center - or press them open.

- 9" block - block will measure 9½" x 9½".
- 4½" block - block will measure 5" x 5".



.....
Stitching with Jackie...

- The quilting tip I wish I'd learned first started is... to watch loads of tutorials because there are so many different methods for doing the task. It's such a relief to find the method that works best for your learning style!
- When it comes to quilting/sewing tools, don't get between me and my...
- Don't tell anyone, but when I'm sewing, I don't worry about... Anything! I set my cares to the side when I'm sewing. It's such a relief to be singularly focused on my project and not on the worries of the day
- My "rock-star stitch group" includes... Sutton Lenore - a super talented Broadway actress who is also very crafty! Ree Drummond - she seems so down to earth + we would have delightful snacks! Carol Burnett - I've loved her since I was a kid and I bet she would have amazing stories to tell! And Joanna Gaines - I love her for her big dreams, flea market passion + her ability to still laugh at herself!

Keeping up with Jackie...

- Instagram - @sweetfireroad
- Website - www.sweetfireroad.com
- Facebook - @sweetfireroad