

1665

SCHOOL IS COOL

by Nancy Mink



Large Throw Quilt: 57 3/4" x 64"



www.wilmingtonprints.com

Wilmington Prints: A World of Possibilities

SCHOOL IS COOL

Please read all instructions carefully AND identify all fabrics before beginning.

All instructions include a 1/4" seam allowance and strips are cut selvage to selvage, unless stated otherwise.

1. Cut the following:

If using FAT CUTS, you may need to cut additional width-of-fabric strips.

Fabric A - Referring to the quilt image, fussy cut strips, the length of fabric parallel to selvage: (2) 8-3/4" x 68" and 8-3/4" x 62" multi-stripe borders

Fabrics B and C - From each fabric:
Cut (1) 5-1/2" strip, subcut (6) 5-1/2" squares

Fabrics D, E, J, and K - From each fabric:
Cut (1) 5-1/2" strip, subcut (3) 5-1/2" squares

Fabrics F and G - From each fabric:
Cut (1) 5-1/2" strip, subcut (4) 5-1/2" squares

Fabrics H and I - From each fabric:
Cut (1) 5-1/2" strip, subcut (5) 5-1/2" squares

Fabric L - Cut (7) 2-1/2" strips (binding)
Cut (3) 1-3/4" strips, subcut (7) 1-3/4" x 6-3/4" strips, (7) 1-3/4" x 5-1/2" strips, and (1) 1-3/4" square

Fabrics M, N, O, Q, and S - From each fabric:
Cut (3) 1-3/4" strips, subcut (7) 1-3/4" x 6-3/4" strips, (7) 1-3/4" x 5-1/2" strips, and (1) 1-3/4" square

Fabric P - Cut (5) 1-3/4" strips, sewn together end to end and cut into (2) 1-3/4" x 45-1/2" and (2) 1-3/4" x 41-3/4" borders

Fabric R - Cut (2) 1-3/4" strips, subcut (6) 1-3/4" x 6-3/4" strips, (7) 1-3/4" x 5-1/2" strips, and (2) 1-3/4" squares

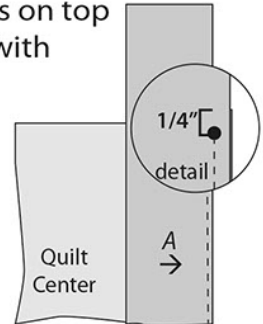
2. Piecing Order:

1. Refer to Quilt Layout (Page 2) for arrangement and placement of 5-1/2" squares, 1-3/4" x 6-3/4" strips, 1-3/4" x 5-1/2" strips, and 1-3/4" squares.

2. Arrange 5-1/2" squares, 1-3/4" x 6-3/4" strips, 1-3/4" x 5-1/2" strips, and 1-3/4" squares in 15 rows. Stitch into rows. Sew rows together into quilt center (39-1/4" x 45-1/2" unfinished)

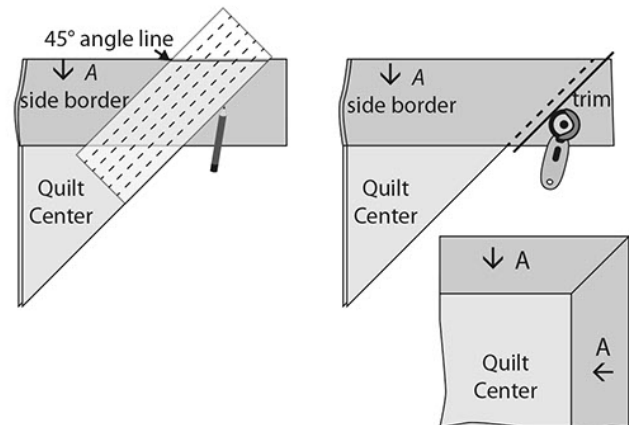
3. Sew **Fabric P** 1-3/4" x 45-1/2" borders to right and left sides of quilt center. Add **Fabric P** 1-3/4" x 41-3/4" borders to top and bottom of quilt center.

4. Center **Fabric A** 8-3/4" x 68" borders on right and left sides of quilt center and **Fabric A** 8-3/4" x 62" borders on top and bottom of quilt center with the dark stripe next to quilt center. Stitch borders to sides starting and stopping 1/4" from corners of quilt center. Do not trim. Press borders out.



*Letters in italics indicate wrong side of fabric.
Arrows indicate orientation of directional prints.*

5. Working with 1 corner at a time, fold the quilt right sides together so the outside edges of the borders line up. Using a 45-degree ruler, mark from the end of border seams to outer edges of borders. Stitch along marked line. Trim seam allowance to 1/4". Press corner seam open. Repeat on remaining corners.



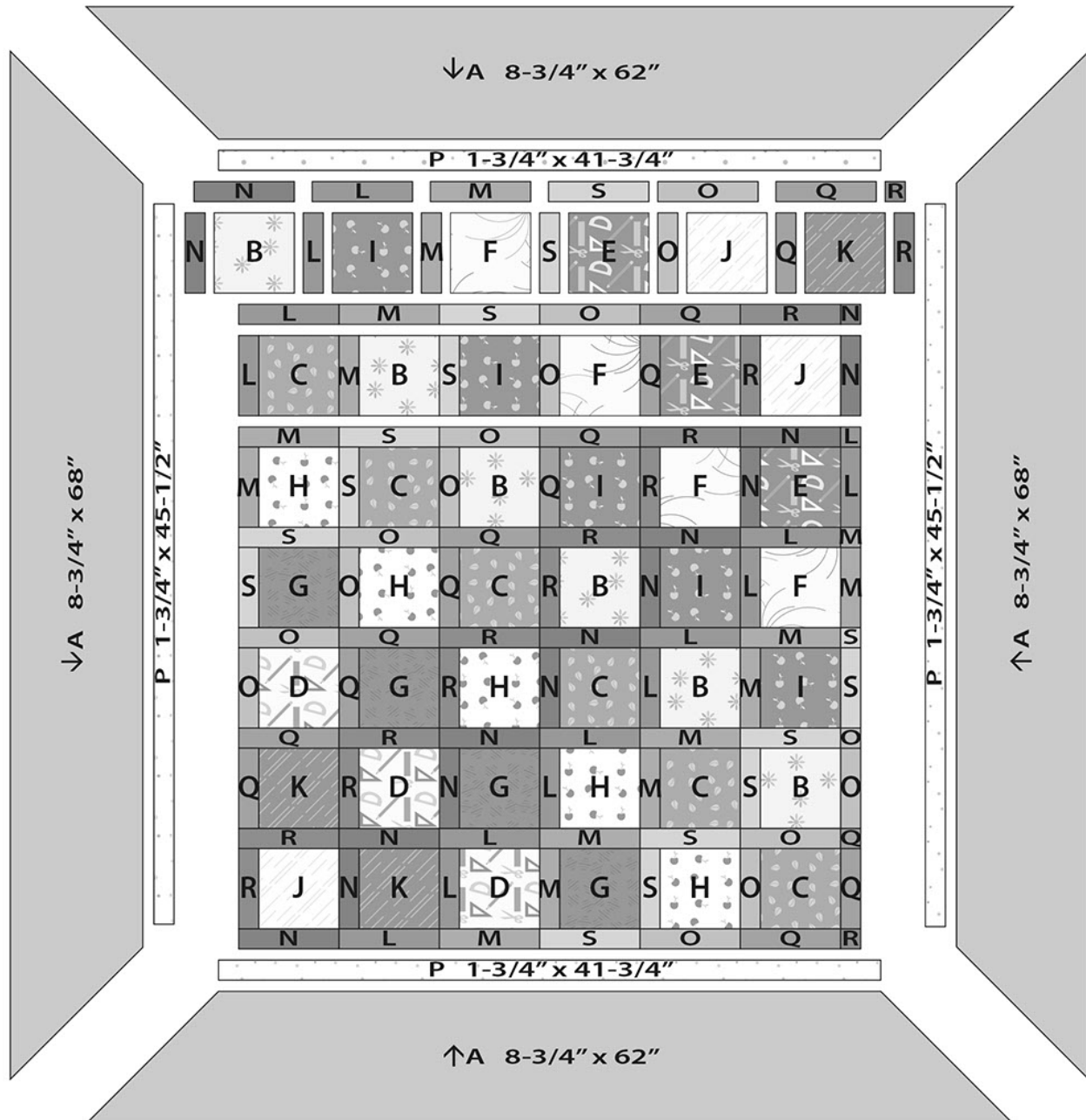
6. The quilt measures approximately 58-1/4" x 64-1/2" (unfinished). Make backing (**Fabric T**) approximately 8" larger than the top.

7. Layer and baste top, batting, and backing together. Quilt as desired. Attach binding (**Fabric L**) and enjoy!!

SCHOOL IS COOL

QUILT LAYOUT

Border measurements are the cut size.
Arrows indicate orientation of directional print.



SCHOOL IS COOL

by Nancy Mink



Fabric A
1665-33872-913
2 1/8 yards



Fabric B
1665-33873-195
1/4 yard
(Or Fat Quarter)



Fabric C
1665-33873-995
1/4 yard
(Or Fat Quarter)



Fabric D
1665-33874-147
1/4 yard
(Or Fat Eighth)



Fabric E
1665-33874-947
1/4 yard
(Or Fat Eighth)



Fabric F
1665-33875-168
1/4 yard
(Or Fat Quarter)



Fabric G
1665-33875-968
1/4 yard
(Or Fat Quarter)




Fabric H
1665-33876-173
1/4 yard
(Or Fat Quarter)




Fabric I
1665-33876-973
1/4 yard
(Or Fat Quarter)



Fabric J
1665-33877-175
1/4 yard
(Or Fat Eighth)



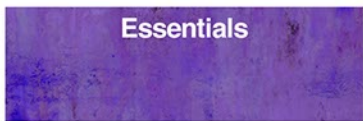
Fabric K
1665-33877-975
1/4 yard
(Or Fat Eighth)



Fabric L
1665-33878-444
7/8 yard
(incl. binding)



Fabric M
1665-33878-777
1/4 yard
(Or Fat Quarter)



Fabric N
1077-89233-644
1/4 yard
(Or Fat Quarter)



Fabric O
1077-89233-885
1/4 yard
(Or Fat Quarter)



Fabric P
3000-77664-153
3/8 yard



Fabric Q
3007-68523-333
1/4 yard
(Or Fat Quarter)



Fabric R
3045-75509-333
1/4 yard
(Or Fat Quarter)



Fabric S
3045-75509-555
1/4 yard
(Or Fat Quarter)



Fabric T
Backing Only
3 7/8 yards

