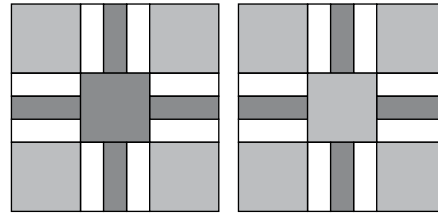
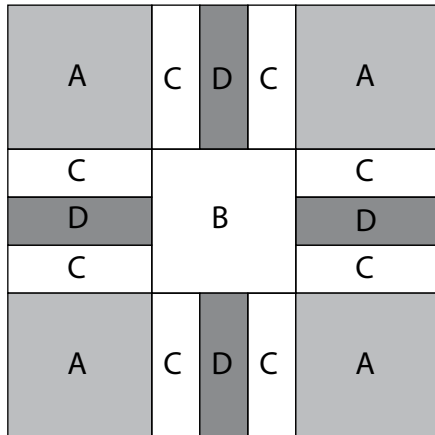


BH4 Block 9 - Cross My Mind

By Brigitte Heitland for Zen Chic



Color/shading options.

Cutting Instructions:

9" Finished Block:

- A - (4) squares - 3½" x 3½"
- B - (1) square - 3½" x 3½"
- C - (8) rectangles - 1½" x 3½"
- D - (4) rectangles - 1½" x 3½"

4½" Finished Block:

- A - (4) squares - 2" x 2"
- B - (1) square - 2" x 2"
- C - (8) rectangles - 1" x 2"
- D - (4) rectangles - 1" x 2"

All seams are a scant ¼" unless specified otherwise.

Assembly

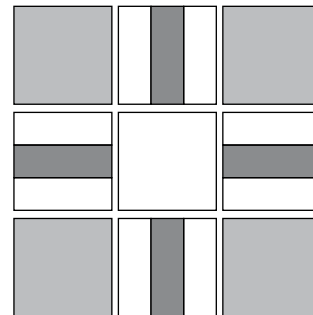
1. Select (2) C rectangles and (1) D rectangle. Join the rectangles as shown. Press the seams to the D rectangle - or press them open.



Repeat to make (4) matching units.

The units will measure 3½" x 3½" or 2" x 2".

2. Lay out the pieces as shown.

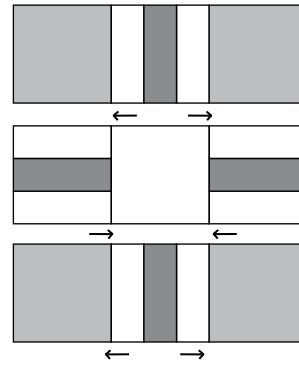


Join the Moda Block Heads Facebook group for more info and updates!

BLOCK HEADS 4

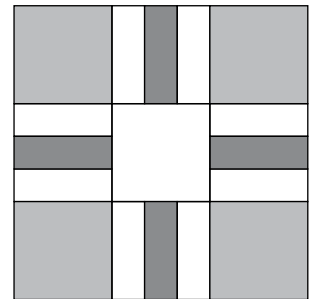
Join the Moda Block Heads Facebook group for more info and updates!

3. Join the pieces to make rows. Press the seams in the direction of the arrows - or press them open.



4. Join the rows to complete the block. Press the seams in the direction of the arrows - or press them open.

- 9" block - block will measure 9½" x 9½".
- 4½" block - block will measure 5" x 5".



.....
Stitching with Brigitte...

- The quilting tip I wish I'd learned first started is... how to stitch a SCANT ¼" seam.
- My best advice to new quilters is to... join a group of like-minded people, or do a quilt-along. You'll make awesome friends, and you'll learn a lot.
- When it comes to quilting/sewing tools, don't get between me and my... needle threader.
- Don't tell anyone, but when I'm sewing, I don't worry about... pressing the seam allowance toward the darker fabric
- My "rock-star stitch group" includes... one of the many well-known fabric designers with years of quilting practice under their belt, and an inspirational mind. And perhaps Barbara and Mary of Me & My Sister Designs for their humor.

Keeping up with Brigitte...

- Instagram - @zenchicmoda
- Website - www.britgitteheitland.de
- YouTube - Zen Chic Quilting
- Facebook - Zen Chic
- Pinterest - @brigittezc