

Susybee's 'Bird's Buddies'
Easy 'Burrito' Pillowcase




Standard Size Pillowcase

Includes complete instructions and link to a detailed video tutorial.

Video tutorial by Laura Coia of SewVeryEasy



1/4 yard for cuff



2" for flange



3/4 yd for pillowcase body

Easy 'Burrito' Pillowcase

In this kit:


- 3/4 yd fabric for the body of the pillowcase
- 1/4 yd fabric for the cuff
- 2" fabric for the accent flange

Supplies Required:

- Rotary cutter
- Ruler
- Thread

To Make:

- 1) Accent flange fabric should be folded in half lengthwise, wrong sides together, and pressed.
- 2) Stack the 3 fabrics, right side up, starting with the cuff fabric, then the body fabric, then your folded flange fabric, matching up the raw edges.
- 3) Roll or loosely fold the opposite end of the body of the pillowcase toward the cuff until it rests just a few inches from the folded flange piece.
- 4) Bring the loose edge of the cuff over the rolled body fabric and match the raw edges so there are now 5 layers. This creates a tube, with the pillowcase body and flange inside. Pin in place and sew through the 5 layers using a 1/4" seam allowance.
- 5) Once stitched, gently pull out the body of the pillowcase; turn right side out and press flat. The flange piece should face the body of the pillowcase.
- 6) Fold in half lengthwise, right sides together, and trim off the selvages using your rotary cutter and ruler. Pin your raw edges together, matching up the cuff and flange. Stitch, starting at the cuff end and finishing with the shorter side. Clip the corners at an angle to get a nice finished corner when turned right side out. You can zigzag or serge your raw edges, or if you prefer, finish with French seams.
- 7) Turn right side out and press!



clothworks.com

Follow us on Facebook & Instagram @clothworkswa

Enter the link below to go to Laura Coia's SewVeryEasy YouTube video for simple visual instructions and tips, plus details on how to create a French seam.

<https://www.youtube.com/watch?v=uRtChhvCyRc&t=2s>

Susybee's 'Bird's Buddies'
Easy 'Burrito'
Pillowcase



More options!




1/4 yard for cuff



2" for flange




3/4 yd for
pillowcase body



1/4 yard for cuff



2" for flange



3/4 yd for
pillowcase body