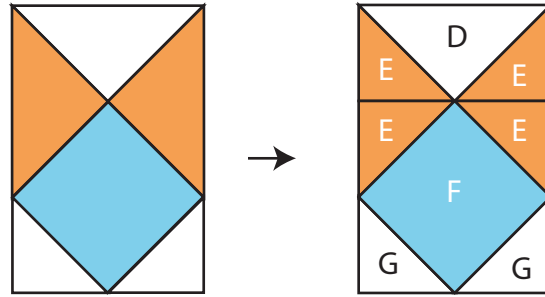
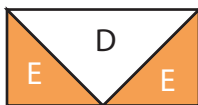


Alternate Piecing Method for Star Chain  
 Piece the section illustrated using the stitch/flip method

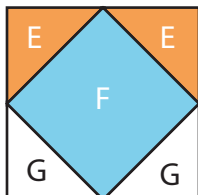


All of the E's, G's, and the F will be cut as squares and D will be cut as a rectangle. The D/E unit will be a flying geese unit and the E/F/G unit will be a square in a square unit.

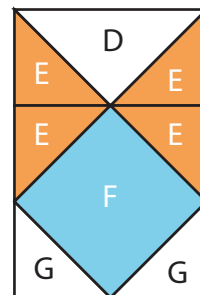
	6" Block	8" Block	12" Block
D	(4) 1 1/4" x 2"	(4) 1 1/2" x 2 1/2"	(4) 2" x 3 1/2"
E	(16) 1 1/4" squares	(16) 1 1/2" squares	(16) 2" squares
F	(4) 2" squares	(4) 2 1/2" squares	(4) 3 1/2" squares
G	(8) 1 1/4" squares	(8) 1 1/2" squares	(8) 2" squares



Make 4 flying Geese Units using D & E



Make 4 square in a square units using E/F/G



Sew Flying Geese and square in a square together. Make 4.