

# DEB STRAIN

NOT ALL WHO *Wander* ARE LOST. – J.R.R. TOLKIEN

18" Block

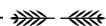


## EXPLORE

As life gets busier and more stressful, many of us - including our family - have come to cherish spending time with nature. Hiking, canoeing and simply relaxing by being outside surrounded by nature is something we look forward to.

This "outdoorsy" collection features icons found while enjoying nature: trees, water, mountains, pinecones, cabin and even kayaks. Whether canoeing on a river or relaxing on a lake, I hope Explore will inspire projects that remind you of your adventures in the great outdoors!

Learn More

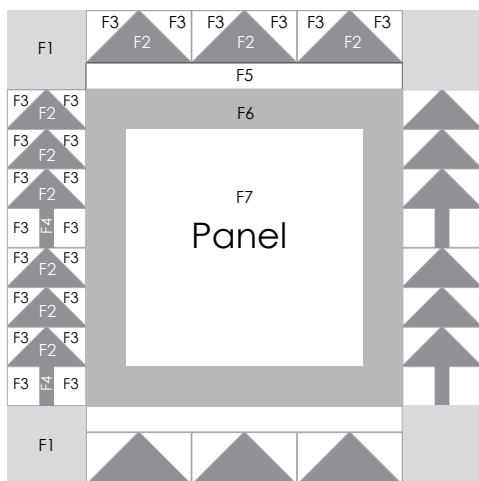


W- saltboxwholesale.com – B-debstrain.blogspot.com – @debstrain

# EXPLORE

## Deb Strain

18" Finished Block



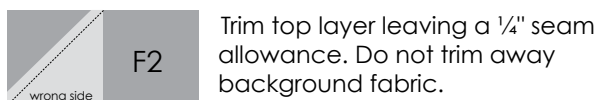
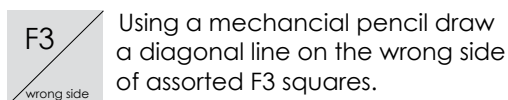
### Fabric Requirements

- F1** – F8 for cornerstones
- F2** –  $\frac{1}{4}$  yd. for flying geese
- F3** –  $\frac{1}{4}$  yd. for flying geese
- F4** – F6 for tree trunks
- F5** – F8 for top/bottom inner border
- F6** – FQ for panel border
- F7** – 1 panel

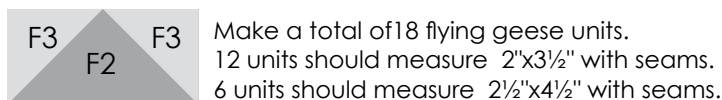
### Cutting

- F1** – Cut 4 –  $3\frac{1}{2}$ " x  $3\frac{1}{2}$ " squares
- F2** – Cut 12 –  $3\frac{1}{2}$ " x 2" and 6 –  $4\frac{1}{2}$ " x  $2\frac{1}{2}$ " rectangles
- F3** – Cut 24 – 2" x 2" squares / 12 –  $2\frac{1}{2}$ " x  $2\frac{1}{2}$ " squares and 8 –  $1\frac{3}{4}$ " x 2" rectangles
- F4** – Cut 4 – 1" x 2" rectangles
- F5** – Cut 2 –  $1\frac{1}{2}$ " x  $12\frac{1}{2}$ " border strips
- F6** – Cut 2 –  $12\frac{1}{2}$ " x 2" and 2 –  $9\frac{1}{2}$ " x 2" border strips
- F7** – Cut 1 –  $9\frac{1}{2}$ " x  $9\frac{1}{2}$ " scenic square from panel

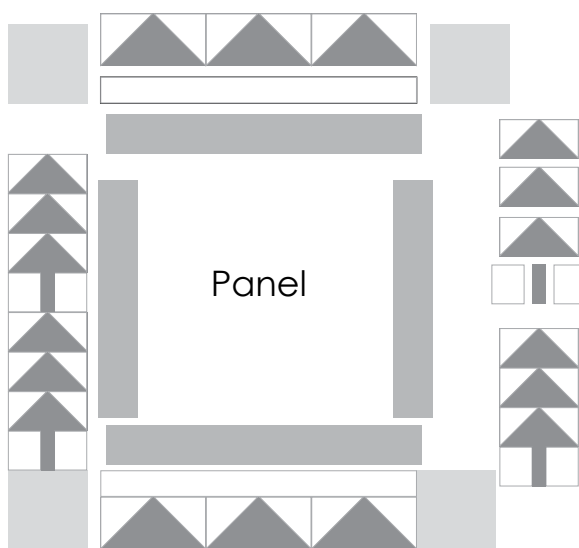
### Assemble Units



Repeat steps with a second square charm.



### Assemble Block



MODAFABRICS.COM