

ZEN CHIC

always keep a little beach day in your heart

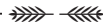
18" Block



breeze

A beautiful day on the beach... Azure skies, the warmth of the sun, a light wind in your hair and the gorgeous hues of blue offered by the sea. Like its name, Breeze brings all of these delights together in a fresh, youthful fabric line with a light, airy blue as its predominant color. Splashes of pale pink add a pretty, feminine feel and white and navy blue bring depth through different hues to Zen Chic's newest fabric line.

Learn More




www.brigitteheitland.de – www.brigitteheitland.de/blog – @zenchicmoda

breeze

ZEN CHIC

18" Finished Block



Fabric Requirements

F1 – 2 mini charm packs flying geese

F2 – ¼ yd. of a solid for flying geese (Moda Chambray 12051-16)

F3 – FQ for outer border

Cutting

F1

2 pk. Mini Charms

F2

Cut 32 – 2½" x 4½" rectangles

F3

Cut 2 – 1½" x 16½" borders

Cut 2 – 1½" x 18½" borders

Assemble Units

F1

Using a mechanical pencil draw a diagonal line on the wrong side of 32 mini charms.

wrong side

F2

Stitch on marked line.

wrong side

F2

Trim mini charm layer leaving a ¼" seam allowance. Do not trim away background fabric.

wrong side


F2

Press toward corner.

Repeat steps with a second mini charm.

Make 32 flying geese units.
Unit should measure 2½" x 4½" with seams.

Assemble Block



MODAFABRICS.COM