

# BLOCK HEADS

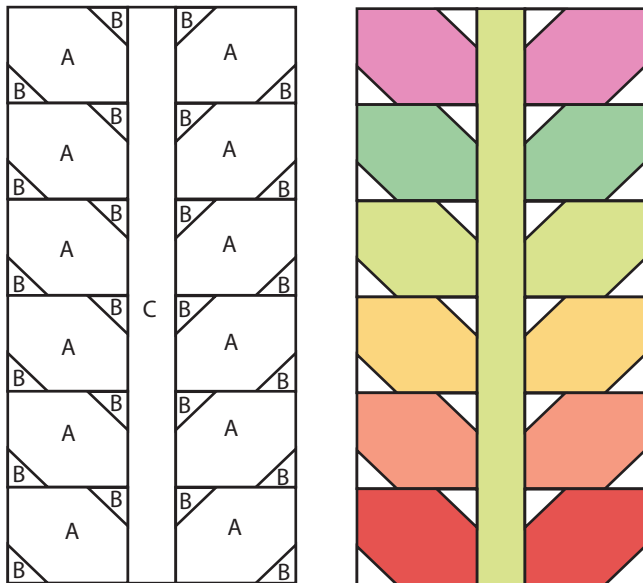
BLOCK 47 ALTERNATE BLOCK BY COREY YODER

For fabric choices refer to the block diagram

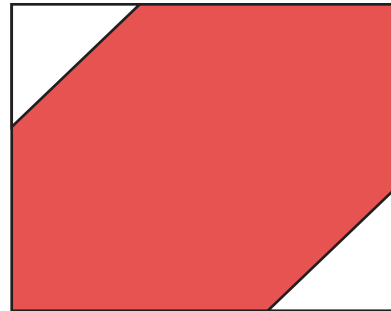
A: 12 rectangles  $2\frac{1}{2}'' \times 3''$

B: 24 squares  $1\frac{1}{2}'' \times 1\frac{1}{2}''$


C: 1 rectangle  $1\frac{1}{2}'' \times 12\frac{1}{2}''$



1. Referring to BASIC INSTRUCTIONS stitch and flip technique make a right-sided leaf units using 1 A square & 2 B squares. Make 6 right-sided leaf units.

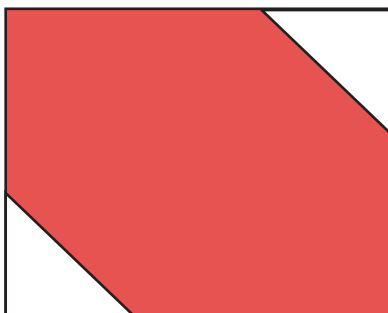


4. Arrange left & right sided leaf units and the C rectangle as shown. Sew the units into rows and press. Join the rows and press to complete the block. Block measures  $6\frac{1}{2}'' \times 12\frac{1}{2}''$ .



## ASSEMBLY

1. Referring to BASIC INSTRUCTIONS stitch and flip technique make a left-sided leaf units using 1 A square & 2 B squares. Make 6 left-sided leaf units.



RAINBOW VINE BLOCK