

BLOCK HEADS

ROUND 2





WHAT YOU'LL NEED

For fabric choices refer to the block diagram

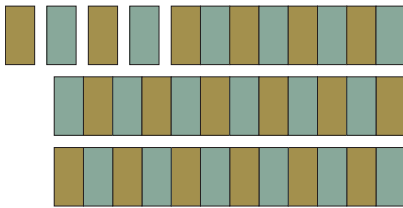
A: 36 rectangles 2 1/2" x 1 1/2"

ALTERNATIVE COLOR WAY



ASSEMBLY

1. Arrange 36 rectangles like a checkerboard into three rows with 12 rectangles each as shown. Sew the rectangles into rows and press. Join the rows and press to complete the block. Block measures 12 1/2" x 6 1/2".



Click to connect with us



2018 Block Heads
Participating Designers

For more info about the designer click on their name

Share your blocks on social media
[#modablockheads](#)
[#showmethemoda](#)

- [Betsy Chutchian](#)
- [Brigitte Heitland of Zen Chic](#)
- [Carrie Nelson](#)
- [Corey Yoder](#)
- [Jan Patek](#)
- [Jo Morton](#)
- [Laurie Simpson](#)
- [Lisa Bongeant of Primitive Gatherings](#)
- [Lynne Hagmeier of Kansas Troubles](#)
- [Barbara & Mary of Me & My Sister Designs](#)
- [Sherri McConnell](#)
- [Stacy Iest Hsu](#)
- [Vanessa Goertzen of Lella Boutique](#)