

# BLOCK HEADS

## ROUND 2



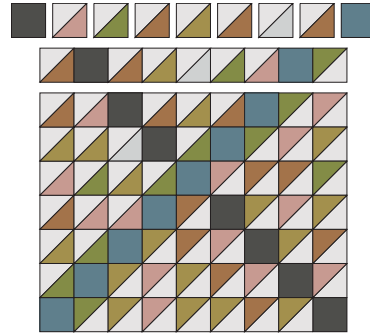


### WHAT YOU'LL NEED

For fabric choices refer to the block diagram

**A:** 17 squares 2 1/2" x 2 1/2"

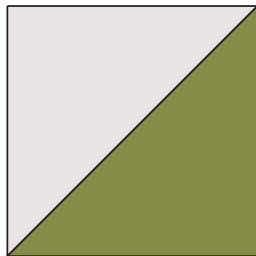
**B:** 64 squares 2 7/8" x 2 7/8"

2. Arrange half-square-triangle-units, and A squares into nine rows. Sew the units into rows and press. Join the rows and press to complete the block.  
Block measures 18 1/2" x 18 1/2".




### ASSEMBLY

1. Referring to BASIC INSTRUCTIONS half-square-triangles layer a light and a dark B square. Make a total of 64 half-square-triangle-units. Trim the units to 2 1/2" square.



### ALTERNATIVE COLOR WAY



Click to connect with us



2018 Block Heads  
Participating Designers  
For more info about the designer click on their name

Share your blocks on social media  
#modablockheads  
#showmethemoda

[Betsy Chutchian](#)  
[Brigitte Heitland of Zen Chic](#)  
[Carrie Nelson](#)  
[Corey Yoder](#)  
[Jan Patek](#)  
[Jo Morton](#)  
[Laurie Simpson](#)  
[Lisa Bongeant of Primitive Gatherings](#)  
[Lynne Hagmeier of Kansas Troubles](#)  
[Barbara & Mary of Me & My Sister Designs](#)  
[Sherri McConnell](#)  
[Stacy Iest Hsu](#)  
[Vanessa Goertzen of Lella Boutique](#)