

Links

Quilt is 64½" x 64½".

Supplies

Blocks

12 assorted Fat Quarters*

Background and Border


¾ yards

Blocks & Binding

¾ yard

Backing: 4⅞ yards

*Fat Quarter = 18" x 22"



Links
Quilt is 64½" x 64½".

12 pack
Which colors will you choose?

moda
Bella
Solids™



moda

MODAFABRICS.COM

BSPK1401 — SUGGESTED RETAIL \$6.00

Links

Quilt is $64\frac{1}{2}$ " x $64\frac{1}{2}$ ".

Cutting

Prints

From EACH of the 12 assorted Fat Quarters cut

2- $3\frac{1}{2}$ " x 22" strips

From the strips, cut 8- $3\frac{1}{2}$ " squares, cut once on the diagonal to make
16 half square triangles

4- $1\frac{3}{4}$ " x 22" strips

Background and Border

7- $6\frac{1}{2}$ " x width of fabric strips

Sew the strips end to end. From this long strip cut 2- $6\frac{1}{2}$ " x 53" and
2- $6\frac{1}{2}$ " x 65" borders

9- $3\frac{1}{2}$ " x width of fabric strips

From the strips, cut 100- $3\frac{1}{2}$ " squares, cut once on the diagonal to make
200 half square triangles

13- $1\frac{3}{4}$ " x width of fabric strips

From the strips, cut 25- $1\frac{3}{4}$ " x 22" strips

Blocks and Binding

4- $3\frac{1}{2}$ " squares, cut once on the diagonal to make 8 half square triangles

2- $1\frac{3}{4}$ " x 22" strips

7- $2\frac{1}{2}$ " x width of fabric strips Sew end to end to make the binding.

Construction Use $\frac{1}{4}$ " seams. Press in the direction of the arrows in the diagrams.

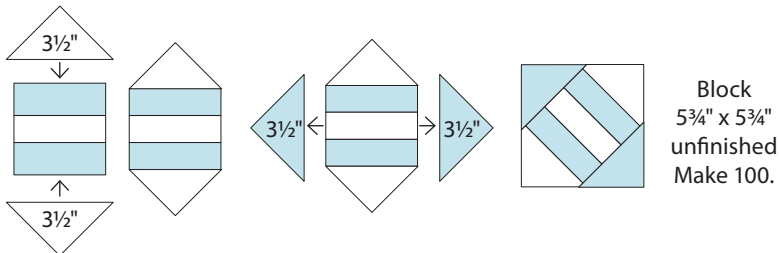
1 Blocks

- (A) Join 2- $1\frac{3}{4}$ " x 22" matching strips and 1- $1\frac{3}{4}$ " x 22" background strip.
Make 25 strip sets. From the strip sets, cut 100 units $4\frac{1}{4}$ " wide.

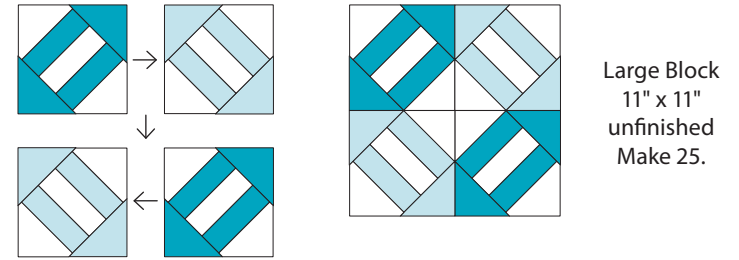


Make 25 strip sets.

- (B) Sew $3\frac{1}{2}$ " background half square triangles to 2 sides of a unit as shown.
Sew $3\frac{1}{2}$ " half square triangles that match the unit solid to the remaining
2 sides. Make 100 blocks.



- (C) Join 4 blocks as shown. Make 25 large blocks.



moda

- 2 Arrange and sew 5 large blocks in 5 rows as shown. Press even rows in one direction. Press odd rows in the opposite direction. Combine the rows. Sew $6\frac{1}{2}$ " x 53" background borders to the quilt sides. Sew $6\frac{1}{2}$ " x 65" background borders to the top and bottom. Layer, quilt and bind.

