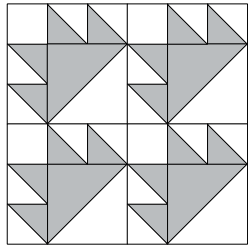


moda

Sampler Block Shuffle



6" x 6" finished

Cutting

Print

4-2½" squares

8-2" squares

Background

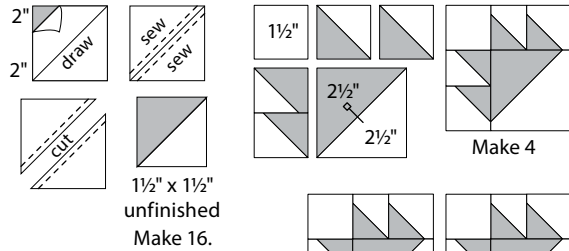
4-2½" squares

8-2" squares

4-1½" squares

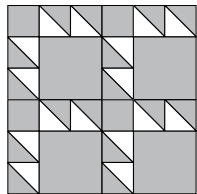
Easy Corner Triangle

Draw a diagonal line from corner to corner on the wrong side of 8-2" background squares. Layer a marked square right sides together on a 2" print square. Sew ¼" from the diagonal line. Cut on the diagonal line. Press open to make 2 triangle-squares. Trim to 1½". Make 16 total.



1½" x 1½" unfinished Make 16.

Color Option

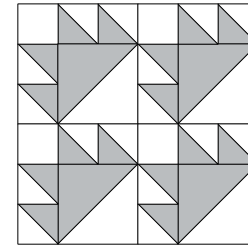


20

a Quilting life
To learn more, visit: quiltinglife.com

moda

Sampler Block Shuffle



6" x 6" finished

Cutting

Print

4-2½" squares

8-2" squares

Background

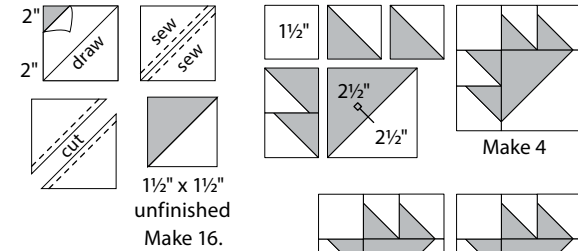
4-2½" squares

8-2" squares

4-1½" squares

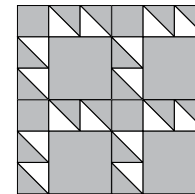
Easy Corner Triangle

Draw a diagonal line from corner to corner on the wrong side of 8-2" background squares. Layer a marked square right sides together on a 2" print square. Sew ¼" from the diagonal line. Cut on the diagonal line. Press open to make 2 triangle-squares. Trim to 1½". Make 16 total.



1½" x 1½" unfinished Make 16.

Color Option



20

a Quilting life
To learn more, visit: quiltinglife.com

moda

MODAFABRICS.COM

#showmethemoda

moda

MODAFABRICS.COM

#showmethemoda