

On the Prowl

Updated



42" x 58" Quilt by Debbie Beaves



www.maywoodstudio.com

On the Prowl

42" x 58" approx. finished size

Fabric Yardage & Cutting

Black Cat Crossing fabric by Maywood Studio

Fabric 1
MAS9007-E



1½ yards
Cut three 6½" x 44"
(lengthwise)

Fabric 2
MAS9008-Z



½ yard
Cut four 3½" x WOF

Fabric 3
MAS7975-Z2



½ yard
Cut eight 2" x WOF

Fabric 4
MAS9015-V



¼ yard
Cut two 2½" x WOF

Fabric 5
MAS9012-G




¼ yard
Cut two 2½" x WOF

Fabric 6
MAS9009-M




¼ yard
Cut two 2½" x WOF

Fabric 7
MAS8739-Z2



¼ yard
Cut two 2½" x WOF

Fabric 8
MAS9015-J



½ yard
Cut six 2½" x WOF

Backing - your choice

Construction

1. Sew two strips of each fabric combinations shown here. Press seams to one side.



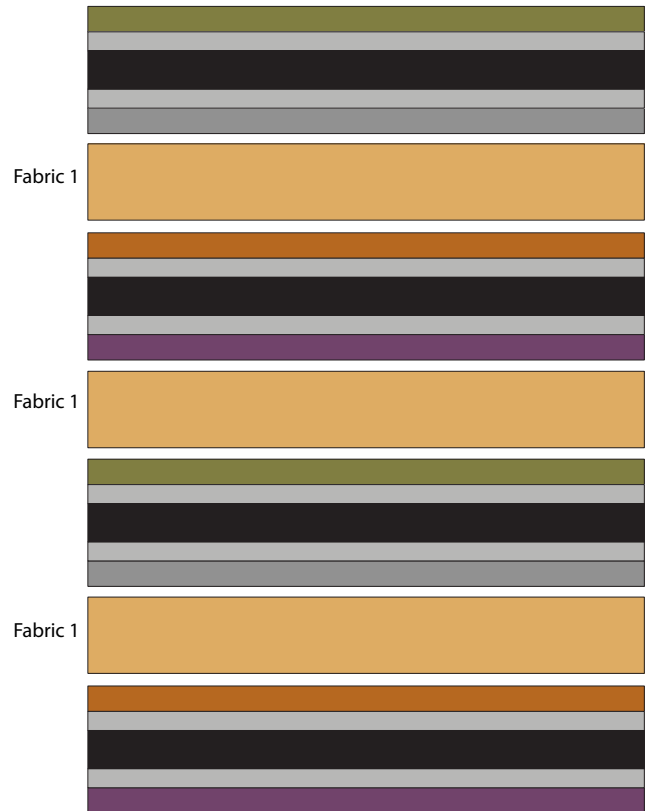
Make 2 strip sets.




Make 2 strip sets.

Construction continued

2. Sew the strips sets to the Fabric 1 strips following the quilt on the pattern cover. Press seams to one side.



3. Trim the two long sides flush.



4. Layer the backing batting and quilt top together. Quilt as desired.
5. Bind using a ¾" seam allowance.