

Favorite Vintage Star

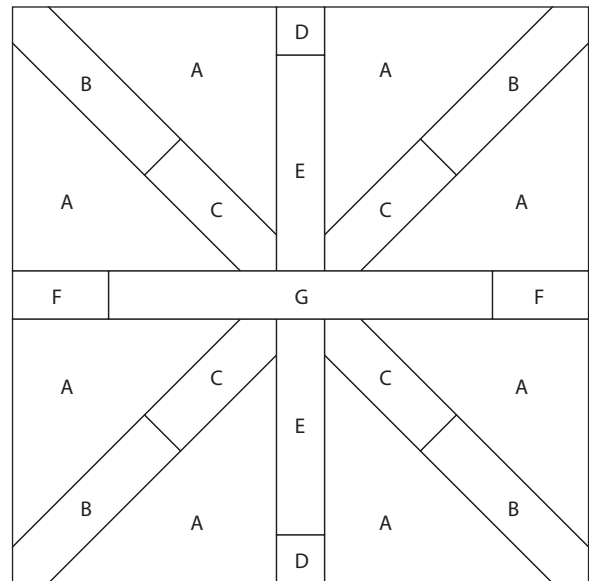
by Melody Miller of Ruby Star Society

This vintage star shape is one of my favorites. To me, it's like an exclamation point, or a little burst of joy. I have been sprinkling these stars in my fabric designs for my whole career! I like them so much, I even have them tattooed on my arm.

 @missmelodymiller

Cutting Instructions

Qty	6" finished block	12" finished block
4	3 ³ / ₈ " squares, cut in half diagonally (A)	6" squares, cut in half diagonally (A)
4	2 ³ / ₄ " x 1" rectangles (B)	5" x 1 ¹ / ₂ " rectangles (B)
4	2 ¹ / ₄ " x 1" rectangles (C)	4" x 1 ¹ / ₂ " rectangles (C)
2	1" squares (D)	1 ¹ / ₂ " squares (D)
2	1" x 2 ³ / ₄ " rectangles (E)	1 ¹ / ₂ " x 5" rectangles (E)
2	1 ¹ / ₂ " x 1" rectangles (F)	2 ¹ / ₂ " x 1 ¹ / ₂ " rectangles (F)
1	4 ¹ / ₂ " x 1" rectangle (G)	8 ¹ / ₂ " x 1 ¹ / ₂ " rectangle (G)



Use this block to plan color and fabric placement!

My Swatches

A B C D E F

G





Piecing Instructions

Step 1

Join B and C rectangles as shown. Press seam towards the darker fabric.

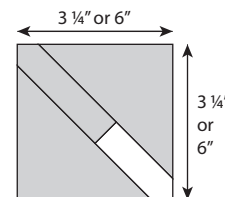
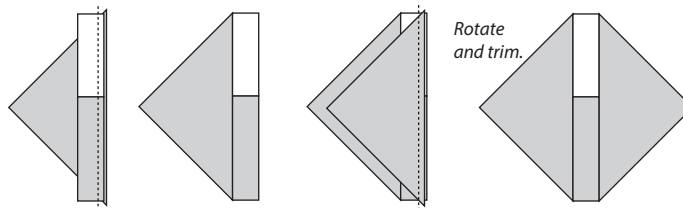


Make 4.

Sew an A triangle to each side of a B/C unit. Press seam towards the B/C unit.

Repeat to make 4 corner units measuring $3\frac{1}{4}$ " (6" block) or 6" (12" block).

Tip: It's easier to press towards the B/C unit if you sew on a triangle, press, and then sew the second triangle — rather than waiting to press until both triangles have been stitched on.



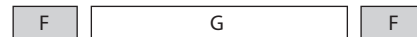
Make 4.

Step 2

Join D and E rectangles as shown. Join F and G rectangles as shown. Press seams towards the darker fabric.



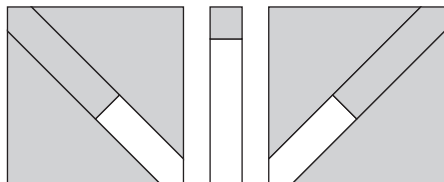
Make 2.



Step 3

Sew a corner unit to each side of a D/E unit as shown. Press seam towards the D/E unit.

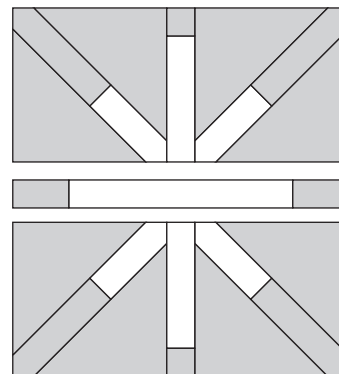
Repeat to make 2 half-star rows measuring $3\frac{1}{4}$ " x $6\frac{1}{2}$ " (6" block) or 6" x $12\frac{1}{2}$ " (12" block).



Step 4

Lay out half-star rows and F/G unit as shown.

Join units to make the full block. Trim to $6\frac{1}{2}$ " or $12\frac{1}{2}$ ".



Get to know Melody...

- I know the stars have aligned when...
I feel creative, energized, and rested all on the same day! Also when I have alone time and time with family and friends. What a treat!
- If I could wish on a star, I'd wish for...
World peace, duh. But also for everyone to have so much compassion for themselves. I think you have to feel that for yourself before you can extend it outward to others.
- I thank my lucky stars that...
I get to race cars! It's always been a pipe dream, and younger me would be absolutely thrilled and amazed it really happened.

- I'd be totally star-struck if I could meet...
Frida Kahlo. What a baddie!

- Star Trek, Star Wars, or Dancing With the Stars?
I'm not the best watcher, but I'll choose Star Trek because I have fond memories of my dad watching the old TV show when I was little.





Additional Coloring Blocks

